

perma STAR VARIO | STAR VARIO BLUETOOTH

Quick Start Guide

perma STAR VARIO
BLUETOOTH



perma CONNECT APP
Android 7.0 / iOS 12



Operating
instructions


1. Predefine installation / Select lubricant, discharge period + connecting parts

Average lubricant discharge chart (approximate)

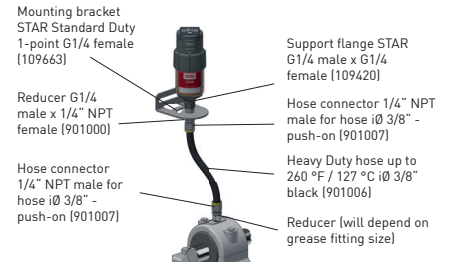
Setting / Month	STAR LC 60			STAR LC 120			STAR LC 250			STAR LC 500		
	cc per DAY	cc per WEEK	cc per MONTH	cc per DAY	cc per WEEK	cc per MONTH	cc per DAY	cc per WEEK	cc per MONTH	cc per DAY	cc per WEEK	cc per MONTH
1	1,97	13,82	60,00	3,95	27,63	120,00	8,22	57,57	250,00	16,45	115,13	500,00
2	0,99	6,91	30,00	1,97	13,82	60,00	4,11	28,78	125,00	8,22	57,57	250,00
3	0,66	4,61	20,00	1,32	9,21	40,00	2,74	19,19	83,33	5,48	38,38	166,67
4	0,49	3,45	15,00	0,99	6,91	30,00	2,06	14,39	62,50	4,11	28,78	125,00
5	0,39	2,76	12,00	0,79	5,53	24,00	1,64	11,51	50,00	3,29	23,03	100,00
6	0,33	2,30	10,00	0,66	4,61	20,00	1,37	9,59	41,67	2,74	19,19	83,33
7	0,28	1,97	8,57	0,56	3,95	17,14	1,17	8,22	35,71			
8	0,25	1,73	7,50	0,49	3,45	15,00	1,03	7,20	31,25			
9	0,22	1,54	6,67	0,44	3,07	13,33	0,91	6,40	27,78			
10	0,20	1,38	6,00	0,39	2,76	12,00	0,82	5,76	25,00			
11	0,18	1,26	5,45	0,36	2,51	10,91	0,75	5,23	22,73			
12	0,16	1,15	5,00	0,33	2,30	10,00	0,69	4,80	20,83			

→ Further setting options, see operating instructions

Examples: Bearing lubrication

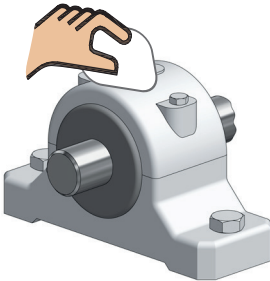


Direct mounting

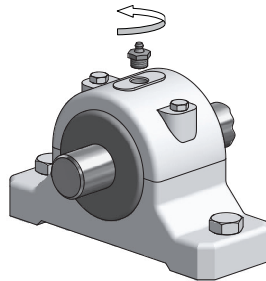


Remote mounting → for lube-points with vibration, limited mounting space, high temperature

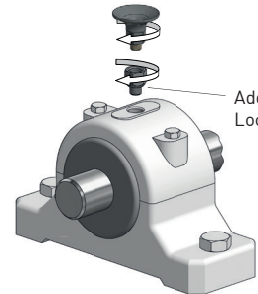
2. Prepare lube-point



Clean lube-point



Remove grease fitting



Add sealant (e. g. Loctite® 243™)

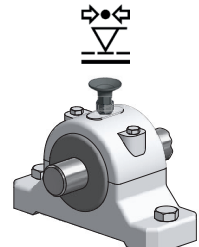
Add reducer, support flange and hoses (if required)



For direct mounting:
Prefill lube-point and any connecting parts
(use the same grease that is contained in the lubrication system)

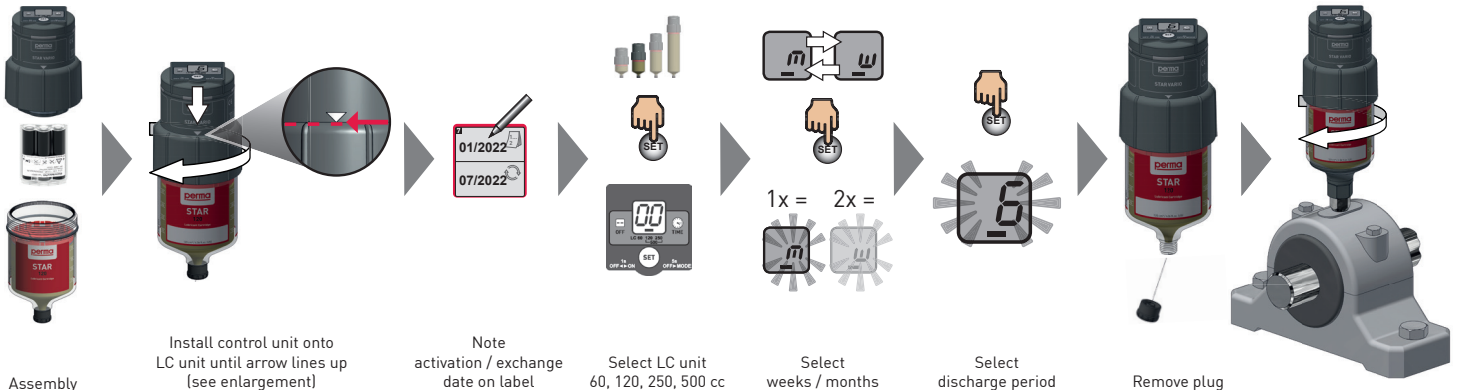


For remote mounting:
Prefill lube-point and any grease lines / connections
(use the same grease that is contained in the lubrication system)























Pressure check: Lube-point / all connecting parts
(refer to perma STAR VARIO installation guide for details)

3. Activation / Installation of lubrication system



Quick Reference

Feature	Description		
Low battery indicator	If the battery set which has been inserted is damaged, faulty or flat "Lo" will be registered on the LCD display and the red LED will flash. The batteries cannot be used. A new set of batteries is required for each new lubricator cartridge in order to ensure optimal lubricator performance.		
Purge	Access the purge feature by holding down the SET button for 10 seconds. Release the button when "PU" appears and the purge will start automatically and show the "PU" LCD display. The green LED will flash. The purge cycle runs for 3 complete revolutions of the drive spindle to deliver around 6 cc of grease. It can be stopped at any time by pushing the SET button once.		
LED Light & LCD Screen combinations LED's now positioned at 4 locations around the sides of the Drive. Replaces single LED located on top of Drive. 	Normal operation: - Green LED's flash every 7 seconds - LCD screen displays time & volume		
	Run cycle (lubricant being delivered): - Green LED's flash every second - LCD screen displays "ru"		
	Empty Lubricant Cartridge (LC): - Red LED's double flash every 2 seconds - LCD screen displays "LC"		
	Blockage / Back Pressure Overload (OL): - Red LED's double flash every 7 seconds - LCD screen displays "OL"		
	Purge (PU): - Green LED's flash every second - LCD screen displays "PU"		

Battery usage		
Standard applications -20 °C to + 60 °C -4 °F to +140 °F 	STAR VARIO STAR VARIO BLUETOOTH Use Battery pack STAR VARIO 101351  	
Low temperature applications -40 °C to + 60 °C -40 °F to +140 °F 	STAR VARIO Use Battery pack STAR VARIO low temperature (Cage reusable) 902292  	STAR VARIO BLUETOOTH Use battery pack STAR VARIO BLUETOOTH low temperature 116901 